

# NPRHA DECAL SHEET #1



## HO SCALE INSTRUCTIONS NPZ AND NPT TRAILERS

This set of instructions provides basic guidance on decal placement.

The photos show prototype graphic placement, and the notes also mention common practices for trailer sides not shown. Not every road number in the pictures below is available on the decal sheet, but often a close road number is.

Each decal sheet can complete 3-4 trailers, or 1-3 flatbed trailers.

*NOTE – If viewing this PDF in a browser, pressing F8 may turn on/off the PDF toolbar, enabling view, print and save options.*

9/1/2013, Version 1.0

**FOUR  
FOOT  
HERALD**

**THREE  
FOOT  
HERALD**

**TWO FOOT  
HERALD**

**TRUCK  
SIDE DOOR  
DECALS**

**LATE ERA  
ROAD  
NUMBERS**

**2X4' DATA  
PLACARDS**

**ROAD  
NUMBERS**

**BUILDER  
LOGOS**

**NPT  
HERALDS,  
TWO  
TYPES**

**LARGE  
LETTERS**


**NPZ FLAT  
TRAILER**

**6"  
HERALDS**

**ROAD  
NUMBERS,  
DATA**

**10"  
HERALDS,  
12"  
MONADS**

**MUD  
FLAPS**



# I. NPT 72-258, CIRCA 1985



Photographer, unknown, NPTellTale collection

<i><b>Place as shown:</b></i>	<i><b>Not shown in picture:</b></i>
2x4ft data placard	12" simple monads on back doors (note below)
Road number on front, center	Road number on rear (note below)

Modeling Notes – This prototype looks like a scratch-building project in HO, although some might be satisfied using a Classic Metal Works Aerovan 32' or old Ulrich metal trailer as a starting point.  
NOTE, Monads often appeared on the rear doors of trailers with this paint job, roughly at this location:



**12"  
MONADS**



## 2. NPT 72-264, CIRCA 1986



Photographer, unknown, NPTellTale collection

<b><i>Place as shown:</i></b>	<b><i>Not shown in picture:</i></b>
2x4ft data placard	12" simple monads on back doors
Road number on front, to the side	Road number on rear
Text on trailer side NOT provided on decal sheet	

Modeling Notes – This prototype looks like a scratch-building project in HO, although some might be satisfied using a Classic Metal Works Aerovan 32' or old Ulrich metal trailer as a starting point. For the “NORTHERN PACIFIC RAILWAY” text on the side of the trailer, you might consider stealing some artwork from a NP Steam decal sheet. If you search for “Donald R. Halffield” on the internet, he also makes a decal sheet for this type of paint scheme.

### 3. NPT IR40-20, CIRCA 1958



Image from Richard Yaremko Collection

<i><b>Place as shown:</b></i>	<i><b>Not shown in picture:</b></i>
Four foot NPT letters	Road number on upper left of trailer front
Four foot early era NPT herald	Road number on upper left of trailer rear door
4x2 foot data placard	Two foot NPT herald on back doors, towards top
Small FRUEHAUF logo under data placard	Large FRUEHAUF logo in lower left of trailer rear
	FRUEHAUF mud flaps

Modeling Notes – Athearn makes a FRUEHAUF trailer somewhat close to this. Adding a curb-side door makes it more authentic for the NP. A Thermo King AC unit is available from various sources. Trailer is aluminum color, dolly and wheels are NP Red. Tamiya “Silver Leaf” TS-30 in a rattle can makes a great paint for this type of trailer, but others could certainly work.

4. NPT IR40-63, CIRCA 1961



NOT ONLY RAIL EQUIPMENT but also motor power and trailers of the Northern Pacific and the Chicago, Burlington & Quincy will be brought together in the pending consolidation. The trailer pictured above is a new one owned by the Northern Pacific Transport company. The trailer has a propane-operated mechanical refrigeration system. It transports fresh and frozen foods.

Image from The NORTHWEST, March-April 1961

Place as shown:	Not shown in picture:
Four foot NPT letters, on placard	Road number on upper left of trailer front
Four foot early era NPT herald, on placard	Road number on upper left of trailer rear door
4x2 foot data, on placard	Two foot NPT herald on back doors, towards top

Modeling Notes – This looks like a scratch building project to achieve a highly accurate trailer, but many modelers might be satisfied with existing 40 foot trailer models as a starting point.

5. NPZ 50-422, DATE UNKNOWN



Image from Richard Yaremko Collection

<i>Place as shown:</i>	<i>Not shown in picture:</i>
4ft NPR herald, on placards	Road number on front
4ft NP letters, on placards	2ft NPR Monad on front?
4x2 foot data placard	
2ft NPR heralds on each back door, towards top	
Road number, rear	

Modeling Notes – A trailer built by STRICK. No known model that matches this prototype. STRICK logo and mud flaps are not provided.



6. NPT ??-????, DATE UNKNOWN




Image from Richard Yaremko Collection

<i>Place as shown:</i>	<i>Not shown in picture:</i>
Four foot NPT letters	2ft NPT heralds on each back door, towards top
Four foot NPT Monad	CLARK EQUIPMENT mud flaps
4x2 foot data placard	Large BROWN logo rear bottom center
Small BROWN logo on bottom left of both sides	
Large BROWN logo at top center of front	

Modeling Notes – BROWN trailer. There is no know commercially available trailer that exactly matches a BROWN trailer, so this is probably a scratch building project to get an exact model. CLARK EQUIPMENT was the larger company that owned the BROWN trailer company of Spokane WA; hence the CLARK EQUIPMENT mud flaps.

The numbers on the corners are NPT road numbers in the BN Transport style. Northern Pacific Transport existed for another year after the railway merger.

Here is an image from a BROWN sales brochure showing rear logo and mud flaps:





7. NPZ 20-790, CIRCA 1968



Images from Richard Yaremko Collection

<i>Place as shown:</i>	<i>Not shown in picture:</i>
4ft NPR herald, on placard (use white styrene)	
Road initials & number, data cluster	
RAIL ROADER logo on rear, lower left	
2ft NPT heralds on each back door	
2ft NPR heralds on front, caution sign also	
NPZ road number on front and back	
GENERAL mud flaps	

Modeling Notes – Athearn makes an outside braced trailer similar to this one that could serve as a starting point. It might need one outside brace added to match the NP prototype.

8. NPZ 20-817, 1968



Image from 1969 NP Annual Report

<i>Place as shown:</i>	<i>Not shown in picture:</i>
4ft NPR herald, on placard (use white styrene)	RAIL ROADER logo on rear, lower left
Road initials & number, data cluster on side	2ft NPT heralds on each back door
2ft NPR heralds on front, caution sign also	NPZ road number on front and back
Rail Roader logo on top front	GENERAL mud flaps

Modeling Notes – This is another General Transportation Equipment Inc. trailer, makers of the “Rail Roader” brand of trailers. The side bracing is different than the series pictured above.

9. NPZ 70-503, DATE UNKNOWN



Image from Richard Yaremko Collection

<i>Place as shown:</i>	<i>Not shown in picture:</i>
4ft NPR herald	4ft NP letters
4x2 foot data decal, on placard	2ft NPR heralds on each back door, towards top
2ft simple Monad, front	CLARK EQUIPMENT mud flaps
Large BROWN logo, front	
Road number, front	

Modeling Notes – BROWN trailer. There is no know commercially available trailer that exactly matches a BROWN trailer, so this is probably a scratch building project to get an exact model. CLARK EQUIPMENT was the larger company that owned the BROWN trailer company of Spokane WA; hence the CLARK EQUIPMENT mud flaps.



10. NPZ ??-????, DATE UNKNOWN



Image from NPRHA Collection, Wilbur R. Shannon photo

*Decal placement guidance is for the NEAR trailer*

<b><i>Place as shown:</i></b>	<b><i>Not shown in picture:</i></b>
4ft NPR herald on placards	Road number on front
4ft NP letters on placards	2ft NPR Monad on front?
Odd... NO 4x2 foot data placard or road numbers on side...	Road number, rear?
2ft NPR heralds on each back door, towards top	UTILITY logo on lower portion of rear door
	UTILITY mud flaps

Modeling Notes – The near trailer is probably manufactured by UTILITY, the far trailer is probably a STRICK (Richard Yaremko assessment). Note the slightly different position of the NP letters and Monad. Both are reefers, per the tank underneath.

II. NPZ 50-612, DATE UNKNOWN



Image from Chris Frissell Collection

<i>Place as shown:</i>	<i>Not shown in picture:</i>
4ft NPR herald decal on trailer	Road number on front
4ft NP letter decals on trailer	2ft NPR herald on trailer front?
Road number and data trailer sides, end	UTILITY mud flaps
2ft NPR heralds on back doors	
UTILITY builders logo on back, left side	

Modeling Notes – This is a trailer built by UTILITY. No known model that matches this prototype.

12. NPT ??-????, CIRCA 1963



Image from Modern Railroading, July 1964

<i>Place as shown:</i>	<i>Not shown in picture:</i>
4ft early era NPT herald on placard	2ft early era NPT heralds on rear doors
4ft NPT letters on placards	Road number on front and rear
2x4ft data placard	

Modeling Notes – Not sure who the manufacturer of this trailer is.



### 13. NPZ 20-1719, CIRCA 1968



Image from Richard Yaremko Collection

<i>Place as shown:</i>	<i>Not shown in picture:</i>
4ft foot late era NPR herald, decal on trailer	Road number on upper drivers-side of rear door
Red road initials and numbers; sides, front	2ft NPR heralds on each back door, towards top
Two foot NPR Monad, front	TIMPTE mud flaps
TIMPTE logo at top of trailer front	
Caution High Trailer sign	
TIMPTE logo next to ACI plate, low on side	
ACI plate (not included)	

Modeling Notes – This looks like a scratch building project to achieve a highly accurate trailer, but many modelers might be satisfied with existing 40 foot trailer models as a starting point. Tamiya “Silver Leaf” TS-30 in a rattle can makes a great paint for this type of trailer, but others could certainly work.

Here is an image of a GN van showing late 1960s logo and mud flap locations:



## 14. NPT AND NPZ ??-????, CIRCA 1969




Image from GO! Magazine, JAN-FEB 1970

Notes apply to both trailers, both are GREAT DANE trailers.

<b><i>Place as shown:</i></b>	<b><i>Not shown in picture:</i></b>
4ft NPR herald decal on trailers	Road number on upper drivers-side of rear door
4ft NP & NPT letter decals on trailers	2ft NPR heralds on each back door, towards top
Road number and data trailer sides, front	GREAT DANE rectangle on rear door (note below)
2ft NP and NPT heralds on fronts	GREAT DANE mud flaps
GREAT DANE oval dog decal on top center of front	
GREAT DANE "wing" on extreme upper left of trailer side	

Modeling Notes – This GREAT DANE trailer looks like a scratch building project.

Here is an image from a Great Dale sales brochure from the late 1960s showing the GREAT DANE rectangle and mud flap placement:



15. NPZ 50-657, CIRCA 1967



Photographer, unknown, NPTellTale collection

<i>Place as shown:</i>	<i>Not shown in picture:</i>
4ft NPR herald decal on trailer	Road number on upper drivers-side of rear door
4ft NP letter decal on trailer	2ft NPR heralds on each back door, towards top
Road number and data on trailer sides, front	GREAT DANE rectangle on rear door, lower left
2ft NP herald on front	GREAT DANE mud flaps
GREAT DANE oval dog decal on top center of front	
GREAT DANE “wing” on extreme upper left of trailer side	

Modeling Notes – This GREAT DANE trailer looks like a scratch building project.



16. NPZ 50-1578, CIRCA 1967



Photographer, unknown, NPTellTale collection

<i>Place as shown:</i>	<i>Not shown in picture:</i>
4ft NPR herald decal on trailer	2ft NPR heralds on each back door, towards top
4ft NP letter decal on trailer	TIMPTE mud flaps
TIMPTE logo, top-center of front	Road number on rear left door, towards top
Road number on front	
Road number and data cluster on side at front	
ACI Plate	

Modeling Notes – This TIMPTE late-era trailer looks like a scratch building project. The road number for the trailer shown above is not provided on the decal sheet, but it looks like 50-657 and 50-662 come the closest to the lettering shown.

## 17. NPT 76-1396, JULY 1979



Photographer, unknown, NPTellTale collection

<i><b>Place as shown:</b></i>	<i><b>Not shown in picture:</b></i>
3ft NPT herald on sides	2ft NPT heralds on each back door, towards top
2ft NPT herald on front	CLARK EQUIPMENT mud flaps
Small BROWN logo on extreme lower front of sides	
Road number on front upper left	

Modeling Notes – This BROWN trailer pre-dates the COMET trailer line. When Clarke Equipment started to shut down their BROWN Trailer division, the Spokane plant was sold to some senior BROWN employees and the Spokane distributor who then continued to build using the COMET name. Note the numbers on the corners are BN or other later numbers, not the NP road number (76-1396). It is interesting that this trailer did not have a curb-side door, like so many NP trailers did. The BN Transport number is 76-5251, and also shows a renumber to 2724.

18. NPT 56-9610, DATE UNKNOWN



Image from Richard Yaremko Collection

<i>Place as shown:</i>	<i>Not shown in picture:</i>
3ft NPT herald on sides	2ft NPT heralds on each back door, towards top
Small COMET logo on extreme lower front of sides	CLARK EQUIPMENT mud flaps??

Modeling Notes – 24'-11" COMET trailer, looks like a scratch building project. Road numbers on corners are not provided on decal sheet.



## 19. NPT 50-428, DATE UNKNOWN



Image from Richard Yaremko Collection

<i><b>Place as shown:</b></i>	<i><b>Not shown in picture:</b></i>
3ft NPT herald on sides	2ft NPT heralds on each back door, towards top
2ft NPT herald on trailer front	CLARK EQUIPMENT mud flaps??
Small COMET logo on extreme lower front of sides	
Large COMET logo on center-top of trailer front	

Modeling Notes – 24'-11" COMET trailer, looks like a scratch building project. Road numbers on corners are not provided on decal sheet.

## 20. NPZ 20-1544, CIRCA 1969



Image from Richard Yaremko Collection



Image from NP sales brochure, late 1960s

<i>Place as shown:</i>	<i>Not shown in picture:</i>
4ft NPR herald	
2ft herald, front	
Late era simplified red/yellow road numbers, front, side, rear	
Large BROWN logo, front	
Small BROWN logo, lower front on sides	
Large BROWN logo, bottom center of rear	

Modeling Notes – This unusual trailer is surly a scratch building project. But what a great challenge!

## 21. NPT 70-1262, JUNE 1965

SEE PICTURE ON PAGE 75

### NP COLOR GUIDE TO FREIGHT AND PASSANGER EQUIPMNENT By Todd Sullivan

<i>Place as shown:</i>	<i>Not shown in picture:</i>
4ft early NPT herald on placard on trailer sides	Road number on rear
4ft NPT letters on placards on trailer sides	2ft NPT heralds on each back door, towards top
4x2 foot data placard	
2ft NPT herald on front	
Road number, front	

Modeling Notes – Not sure what the prototype is for this trailer.



## 22. NPZ 50-616, APRIL 1972

### SEE PICTURE ON TOP OF PAGE 76 NP COLOR GUIDE TO FREIGHT AND PASSANGER EQUIPMNENT By Todd Sullivan

<b><i>Place as shown:</i></b>	<b><i>Not shown in picture:</i></b>
4ft NPR herald decal on trailer sides	Road number on rear, front
4ft NP letters decal on trailer sides	2ft NPR Monad on front?
NPZ road initials, road number and data cluster, extreme lower front	2ft NPR heralds on each back door, towards top
UTILITY logo in extreme lower front	UTILITY logo on back door, like 50-612
ACI plate	UTILITY mud flaps

Modeling Notes – UTILITY trailer, a scratch building project.

## 23. NPT 70-7976, AUGUST 1978

### SEE PICTURE ON BOTTOM OF PAGE 76 NP COLOR GUIDE TO FREIGHT AND PASSANGER EQUIPMNENT By Todd Sullivan

<b><i>Place as shown:</i></b>	<b><i>Not shown in picture:</i></b>
4ft NPT herald on trailer sides (Sideways like picture? ☺)	Road number on front
4ft NPT letters on trailer sides	2ft NPT Monad on front?
Small BROWN logo on sides, extreme lower front	
Large BROWN log on end, top left	
2ft NPR heralds on each back door, towards top	
CLARK EQUIPMENT mud flaps	

Modeling Notes – Brown trailer.

24. NPT 26-1295, CIRCA 1969



Image from Richard Yaremko Collection

<i>Place as shown:</i>	<i>Not shown in picture:</i>
2ft NPT herald, sides, front	2ft NPT heralds on each back door, towards top
Modified data placard	

Modeling Notes – This late era trailer looks like a scratch building project. Note, no road numbers are provided in the decal sheet for this road number. And it would appear the top of the data placard needs to be cut off.



25. NPT F40-18, CIRCA 195?



Image from Richard Yaremko Collection

<i>Place as shown:</i>	<i>Not shown in picture:</i>
16 inch NPT herald on front	
Road number and data on sides	
Road number on front	

Modeling Notes – This flatbed trailer was built by THOMAS. The THOMAS logo is not provided on the decal sheet. Raymond Loewy colors! And it should be pretty easy to paint. The actual trailer is a scratch building project; no known model matches this particular prototype.

26. NPZ PF40-??, DATE UNKNOWN




Image from Richard Yaremko Collection

<i>Place as shown:</i>	<i>Not shown in picture:</i>
6 inch NPR herald on front	
Road number and data on corners	

Modeling Notes – Probably a scratch building project. Trailer manufacturer is unknown.

27. NPZ ??-????, CIRCA 1957



CRIBS FROM PORTLAND CONTAINING PACKAGE FREIGHT are hauled from Seattle yards by the Northern Pacific Transport company to the Alaska Steamship company, at its pier 42, for transfer aboard one of its ships about to sail for Alaska.

Image from THE NORTHWEST, May-June, 1957

Place as shown:	Not shown in picture:
12 inch simple Monad on front	
Note quite sure on road number placement???	

Modeling Notes – The trailer is probably a scratch building project. Trailer manufacturer is unknown.

More Raymond Loewy colors! And it should be pretty easy to paint.

The truck looks to be very close if not a perfect match for Sylvan Scale Models “1954-59 GMC Cannonball Single Axle Tractor with Day Cab” which is kit V-053 in HO scale. The colors would be NPT Gray and NPT Dark Blue on the fender.



28. NPZ ??-????, CIRCA 1968



**CHECKING IN** first container in a recent move of 20 units from the Far East to The Playhouse Co., Inc., in Minneapolis via American Mail Line and Northern Pacific are, left to right, C. L. Kath, NP manager of TOFC merchandise-sales; William J. McGowan, American Mail Line, Seattle; J. F. Schmidt, NP supervisor TOFC merchandise-sales; Lee Hartner, Playhouse traffic manager; and Charles A. Marsh, district manager for American Mail Lines, Chicago.

Image from Mainstreet, June 1968

<i>Place as shown:</i>	<i>Not shown in picture:</i>
6 inch NPR herald on front	
Note quite sure on road number placement???	

Modeling Notes – It is hard to see the body of this flatbed trailer. The colors look familiar.

29. NPZ 30-????, CIRCA 1967



NORTHERN PACIFIC Transport Co. truck moves container load from flatcar for delivery to Seattle docks and shipment to Japan. Piggyback shipment arrived from the Twin Cities on first leg of new containerization service being implemented by Northern Pacific and American Mail Lines.

Image from The Telltale, June 1967

Place as shown:	Not shown in picture:
6 inch NPR herald on front	
Note quite sure on road number ???	

Modeling Notes – Unusually high bulkhead on this trailer, with the Loewy colors.

30. NPZ ??-????, CIRCA 1963



A PIGGYBACK TRAILER carrying reinforcing steel for a new bridge at Medora, in western North Dakota, was moved with a portable ramp from a flatcar on the rail-road to the site of the construction. The ramp was used similarly at South Heart, N.D.

THE NORTHWEST, November-December, 1963

Image from THE NORTHWEST, Nov-Dec, 1963

Place as shown:	Not shown in picture:
12 inch simple Monad on front	
Northern Pacific Railway decal on side	
Note quite sure on road number placement???	

Modeling Notes – Probably a scratch building project. Trailer manufacturer is unknown. Raymond Loewy colors! And pretty easy to paint.



31. NPZ PF40-12, CIRCA 1963



Image from Rick Leach Collection

<i>Place as shown:</i>	<i>Not shown in picture:</i>
12 inch simple Monad on front	
Northern Pacific Railway decal on side	
Road number on sides, front	

Modeling Notes – Probably a scratch building project. Raymond Loewy colors! And pretty easy to paint.

# PRACTICE PAGE

If you would like a little practice cutting out the objects on the decal sheet (there are some tight fits), print out this page and brush up on your technique before you dive into the real thing.

