

N. P. RY.

CONDENSED PROFILE
AND TRACK CHART

YELLOWSTONE DIV. (5) MAIN LINE

BILLINGS, MONT.

TO

LIVINGSTON, MONT.

SCALE: { HOR. 1" = 2 MILES
VERT. 1" = 200 FEET

Office of Chief Engineer, St. Paul, Minn.

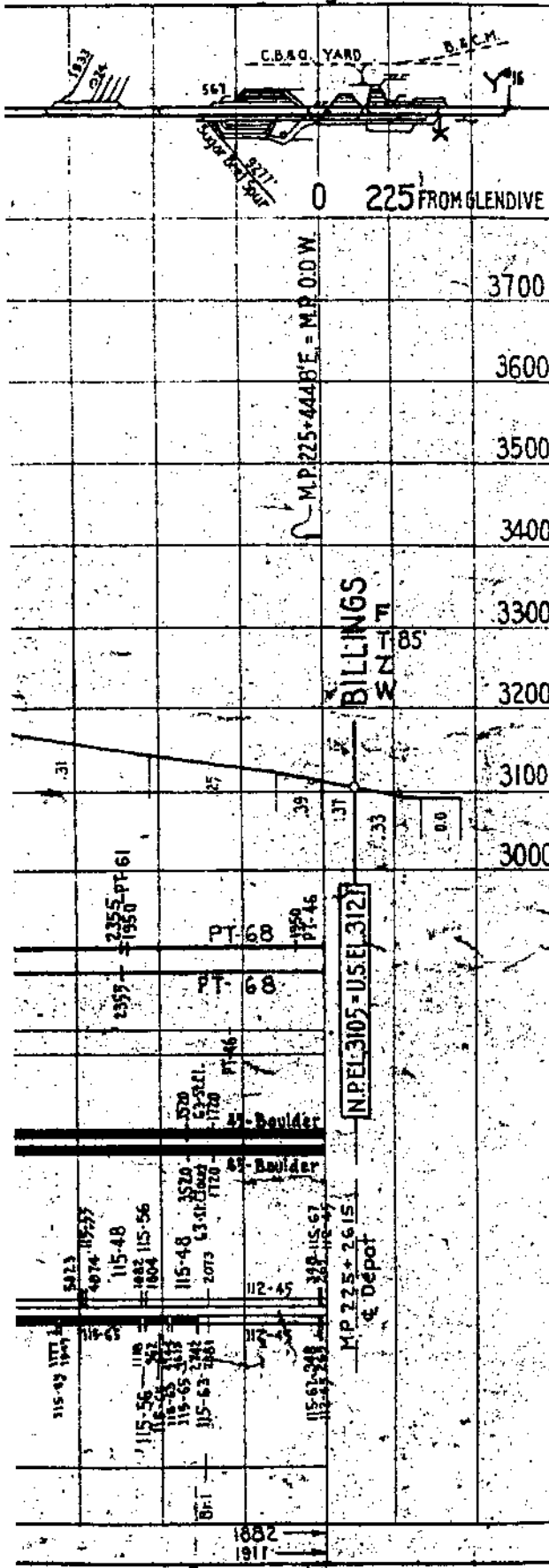
Jan. 1, 1948.

Revised Jan. 1, 1970.

SCHEDULE OF TIE RENEWAL GANG

CENTRALIZED TRAFFIC CONTROL
TRACK SECTIONS

26- Billings



MILE POST

LEGEND

- DW Broken Wheel Detector
- DE Dragging Equip. Detector
- DH Hot Box Detector
- T Turntable or Wye
- Z Scales
- W Water
- Y Yard Limit
- X Spring Switch without F.P.L.
- ⊕ Spring Switch with F.P.L.
- o Rail & Flange Lubricators
- SM Snow Melter

- Crushed Stone Ballast
- Processed Gravel
- Pit Run Gravel
- None

POWER TAMPING

BANKWIDENING

BALLAST

RAIL { Conventional Joints. Continuous Welded. (P.W. - Pressure Welded)


CURVES & BRIDGES

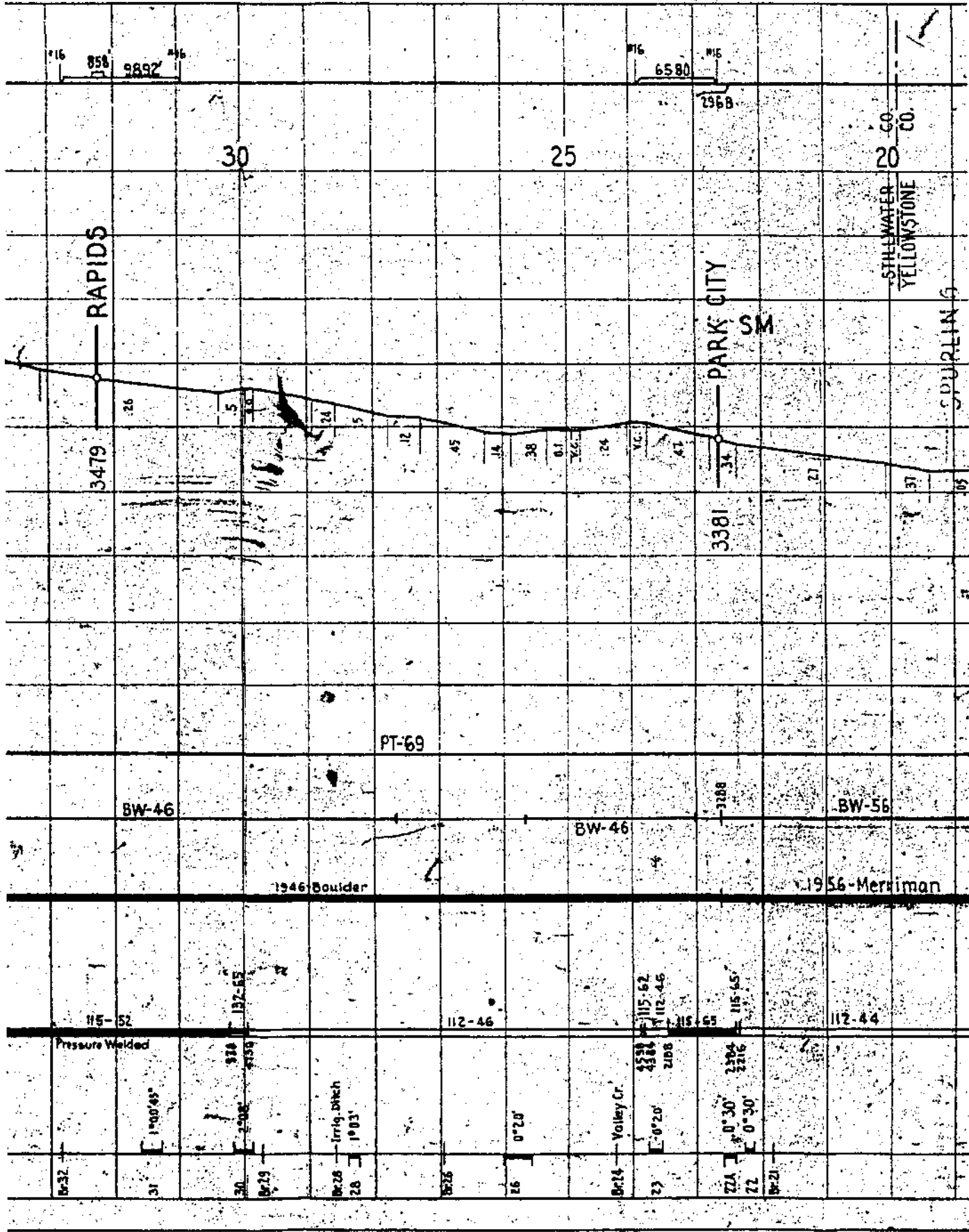
YEAR CONSTRUCTED

RESTRICTED SPEED ZONES

C.T.C.-1968

28-Laurel





75

70

65

GREYCLIFF

3912

DH

PT-69

BW-45

1946 Boulder

115 W

115-51

115-50

115-51

115-67

115-51

115-67

115-51

115-49

115-48

115-49

115-67

115-49

112-46

112-45

112-46

Pressure Welded

Pressure Welded

Pressure Welded

Pressure Welded

Pressure Welded

Pressure Welded

Pressure Welded

T6

Br-71

Br-73

Br-71

Br-69

Br-68

Br-67

Br-66

Br-65

Br-64

Br-63

1° 01' 45"

1° 01' 45"

1° 35' 40"

1° 38'

1° 05'

1° 30'

1° 03' 30"

1° 01' 30"

1° 02' 30"

1° 19' 53"

Deer Cr.

Lower Deer Cr.

YL

16

10056

1071

16

YL

DH

5

48

18

34

13

51

00

25

5

3

00

2

5

22

VC

50

VC

51

30


VC

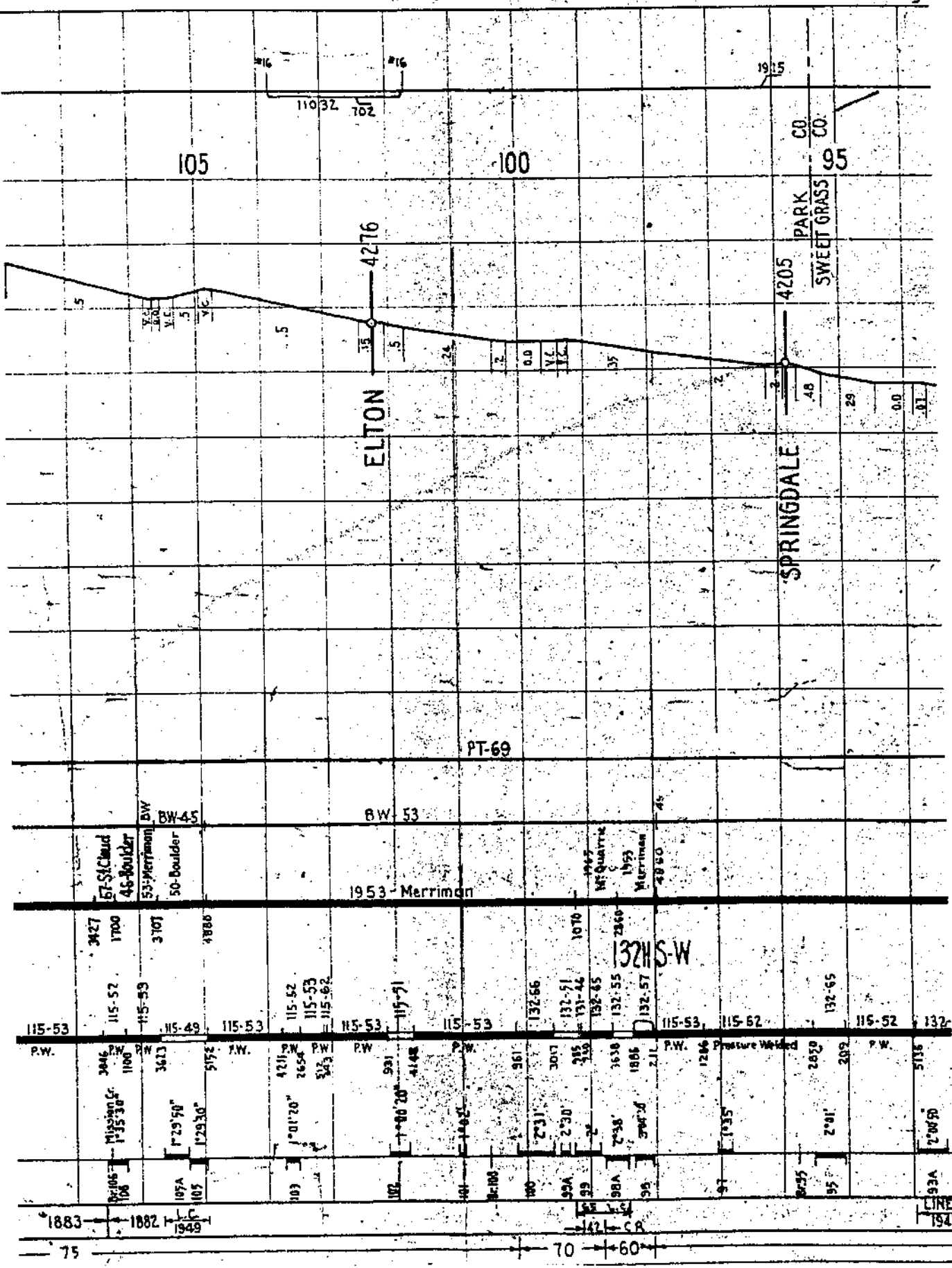
VC

46

253

Timber





105

100

PARK CO
SWEET GRASS CO
95

4276
ELTON

4205
SPRINGDALE

PT-69

BW 53

BW 45

1953-Merriman

1953
Merriman
48.50

132HS-W

1883	1882	1849	103	102	101	99A	99	98A	95	97	95	915
Mission Cr.	1°29'50"	1°29'30"	1°01'20"	1°00'20"	1°40'	2°30'	2°	2°38'	0°40'	58'	2°02'	0°20' 2"
3446	3473	5152	4211	931	198	301	255	3638	1886	1206	2850	915
115-52	115-53	115-49	115-53	115-53	115-53	132-66	132-71	132-55	132-57	115-53	115-62	132-
P.W.	P.W.	P.W.	P.W.	P.W.	P.W.	P.W.	P.W.	P.W.	P.W.	Pressure Measured	P.W.	P.W.
3427	1700	3101	4886	115-52	115-53	115-52	115-53	132-65	115-52	132-	132-	132-
67-S-Claud	48-Boulder	53-Merriman	50-Boulder	1953-Merriman	BW 53	BW 45	1953-Merriman	48.50	132HS-W	Pressure Measured	132-	132-

75

70

60

2-Livingston

