



CONDENSED PROFILE AND TRACK CHART

IDAHO DIV. (8) BRANCH LINES

WASH. CENTRAL BR.

SEATTLE BR.

HOR. SCALE: 1 Inch = 2 Miles

VERT. " " 1 " = 100 Feet

Office of Chief Engineer
St. Paul, Minn. July 1932

Revised Jan. 1, 1970.

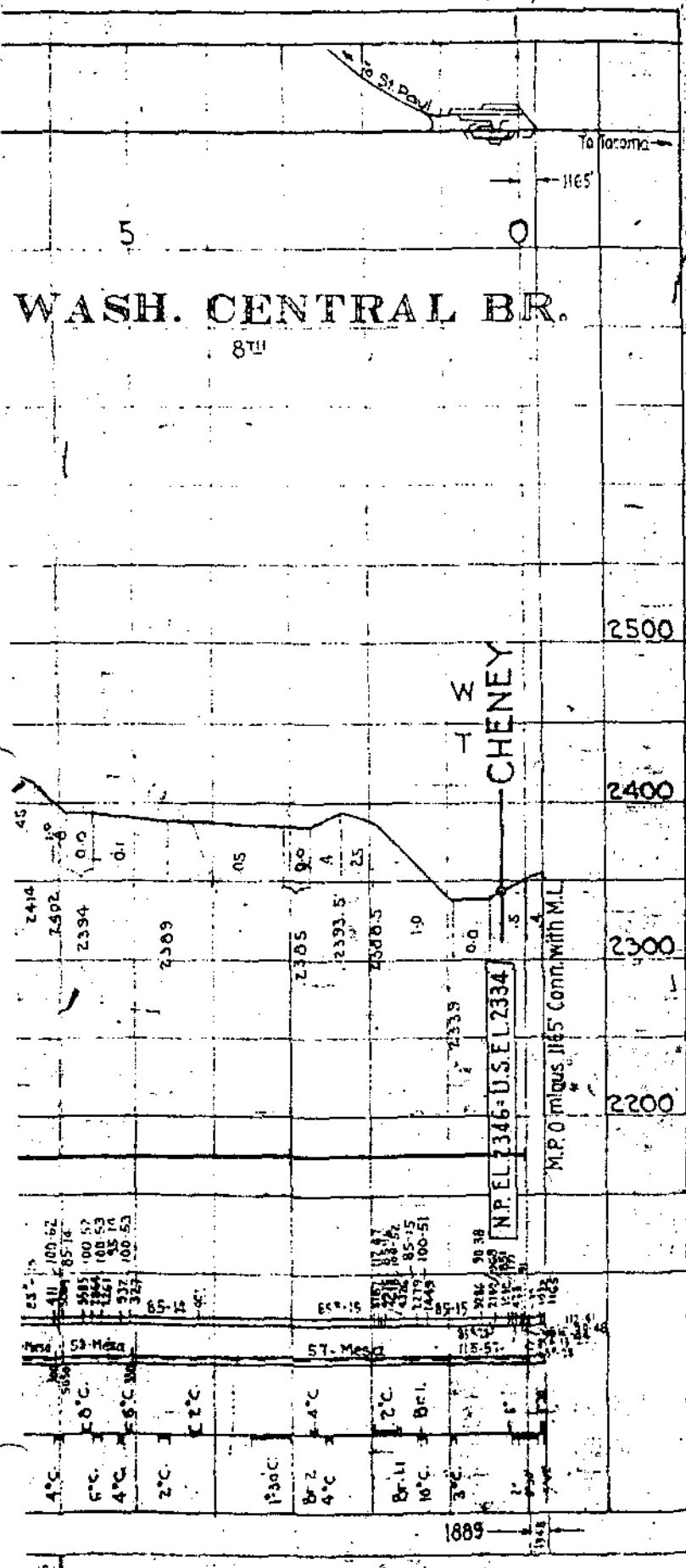
Schedule of Tie Renewal Gang Track Sections

Track Diagram

Mile Post

WASH. CENTRAL BR.

8TH



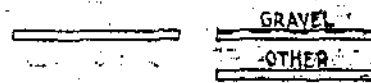
LEGEND

NAME OF STATION
 O
 W
 Z
 T

Passing Tracks
 Yards
 Water
 Scales
 Turntable or Wye

RAIL

BALEAST

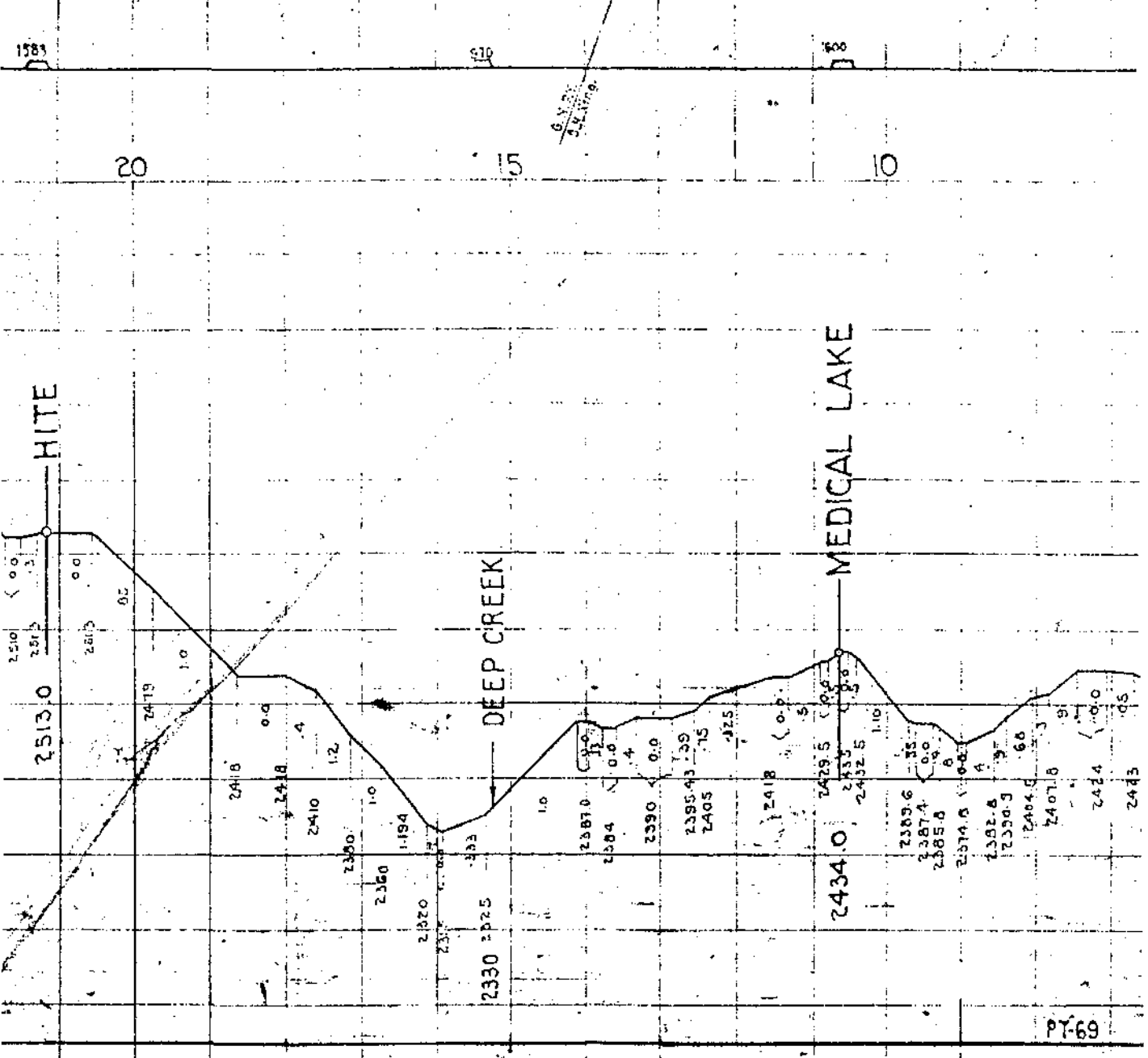


Rail
 Ballast

Curvature & Bridges

Year Constructed

1889

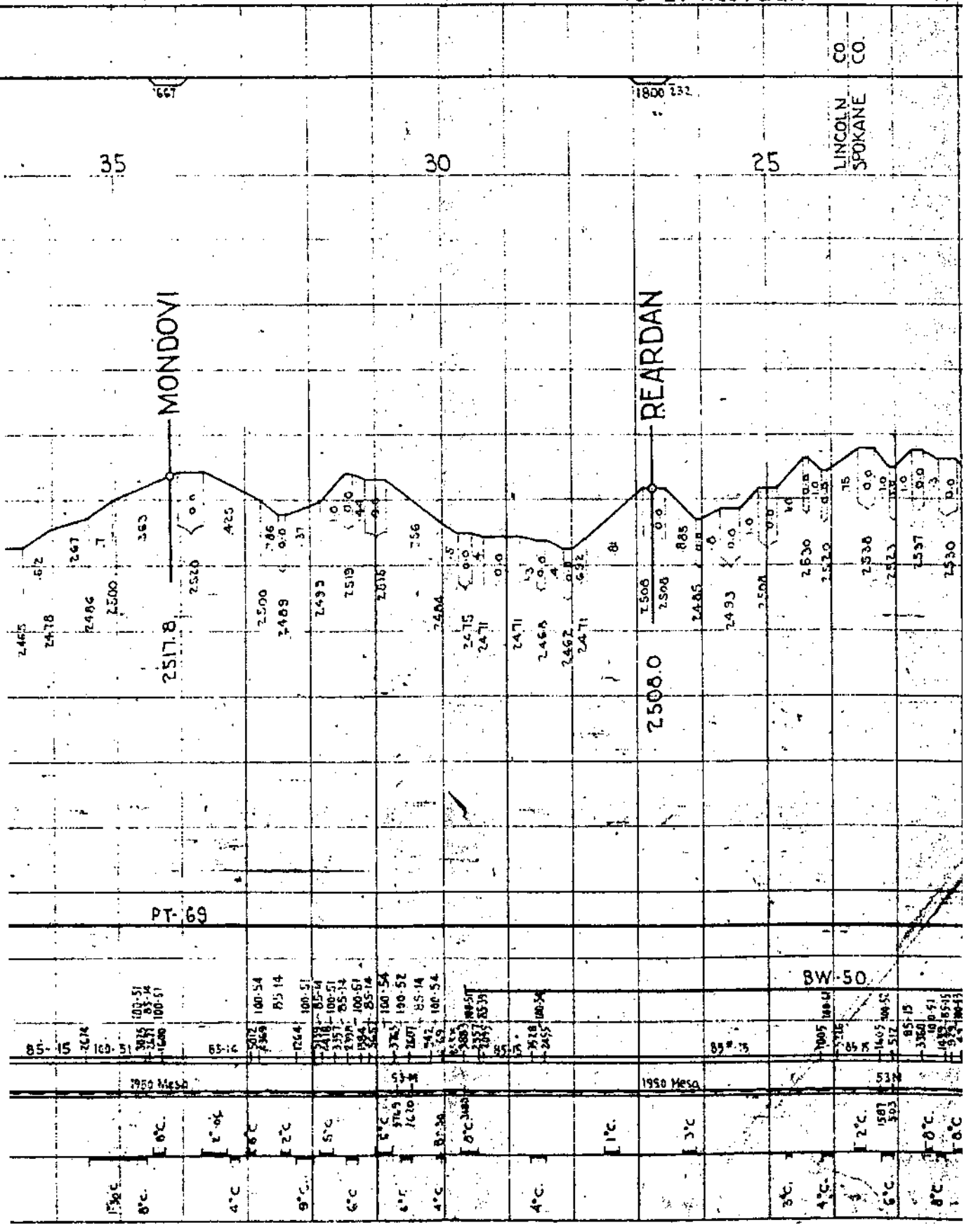


BY-68

Temperature	Notes	Other Data
4°C	85-15	3316 100-51
2°C	85-15	2260 85-15
6°C	85-15	369 100-51
6°C	85-15	3316 100-51
Br-17	85-15	2700 100-51
5°C	85-15	1415
5°C	85-15	4232 100-51
4°C	85-15	3327 85-14
10°C	85-15	1624 112-69
3°C	85-15	4524
7°C	85-15	54
4°C	85-15	737
Br-12	85-15	4336 100-51
5°C	85-15	2959
3°C	85-15	3933
8°C	85-15	2901 100-51
2°C	85-15	4440
		3860

68-M
68-Mesa
57-Mesa

15-21 Reardan



1594

SEATTLE BR
to Eltonor

522

5802

50

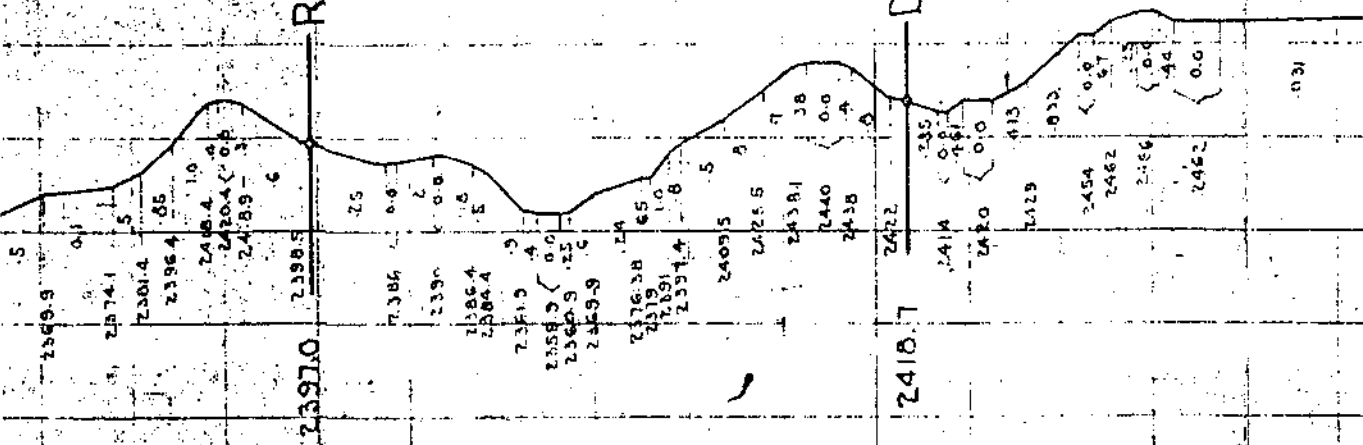
45

40

ROCKLYN

DAVENPORT

Calol Spur



2397.0

2418.7

Temperature	Time	Notes
3°C	2153	
6°C	2184	100-52
8.9	224	85-22
100-54	2339	85-22
2800	2374	
0.0	2411	
2.09	2499	
380	2580	
5073	53	
3887	3871	100-52
915	915	85-28
122	122	100-54
55	55	28
5206	5206	
4913	4913	100-51
857	857	71
207	207	85-15
252	252	100-56
85-15	85-15	
160	160	100-53
496	496	
85-15	85-15	
225	225	100-52
160	160	51
41	41	100-52
112	112	55
85-15	85-15	
4582	4582	102-69
4434	4434	

Mira

80

75

70

WILBUR

2177.75

2200

2100

2300

2200

PT 63

20619 C.B.A.

20742.88
20771

2111.5

2150.5

2155.5

2160.5

2165.5

2170.5

2175.5

2180.5

2185.5

2190.5

2195.5

2200.5

2205.5

2210.5

2215.5

2220.5

2225.5

2230.5

2235.5

2240.5

2245.5

2250.5

2255.5

2260.5

2265.5

2270.5

2275.5

2280.5

2285.5

2290.5

2295.5

2300.5

2150

2155

2160

2165

2170

2175

2180

2185

2190

2195

2200

2205

2210

2215

2220

2225

2230

2235

2240

2245

2250

2255

2260

2265

2270

2275

2280

2285

2290

2295

2300

2150

2155

2160

2165

2170

2175

2180

2185

2190

2195

2200

2205

2210

2215

2220

2225

2230

2235

2240

2245

2250

2255

2260

2265

2270

2275

2280

2285

2290

2295

2300

2150

2155

2160

2165

2170

2175

2180

2185

2190

2195

2200

2205

2210

2215

2220

2225

2230

2235

2240

2245

2250

2255

2260

2265

2270

2275

2280

2285

2290

2295

2300

2150

2155

2160

2165

2170

2175

2180

2185

2190

2195

2200

2205

2210

2215

2220

2225

2230

2235

2240

2245

2250

2255

2260

2265

2270

2275

2280

2285

2290

2295

2300

1969

15-22 A

GRANT CO.
LINCOLN CO.

HANSON

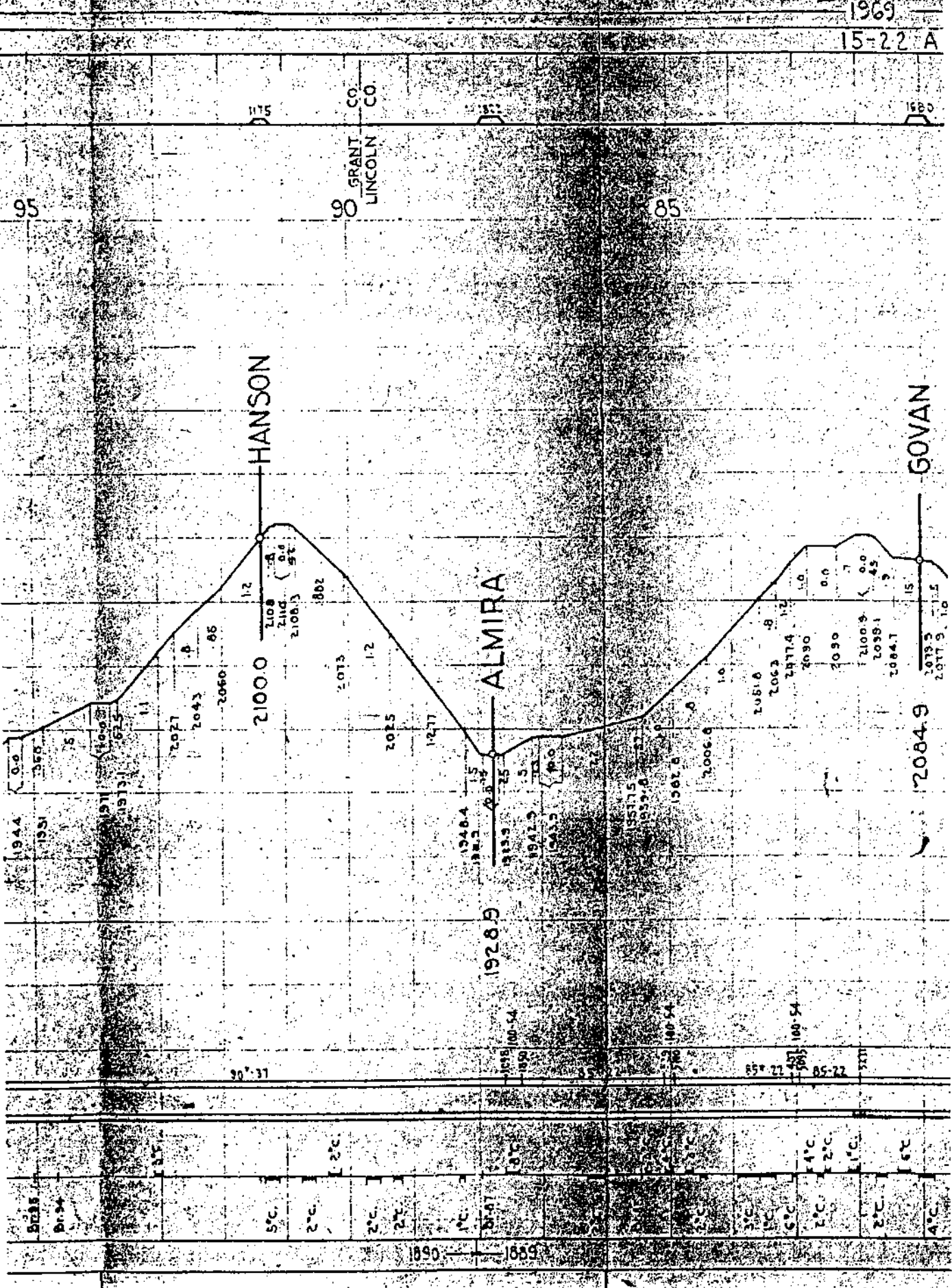
ALMIRA

GOVAN

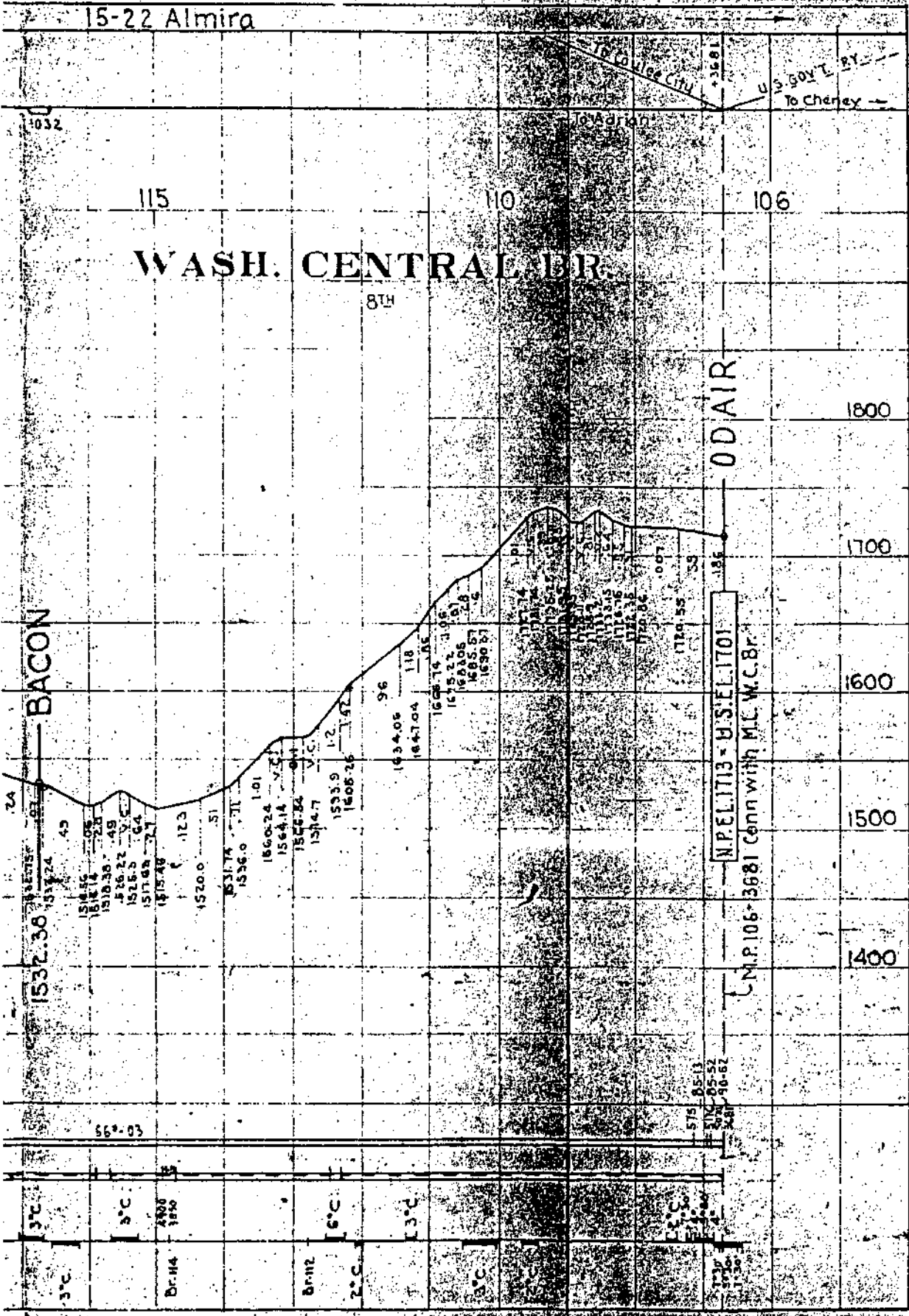
21000

19289

20049

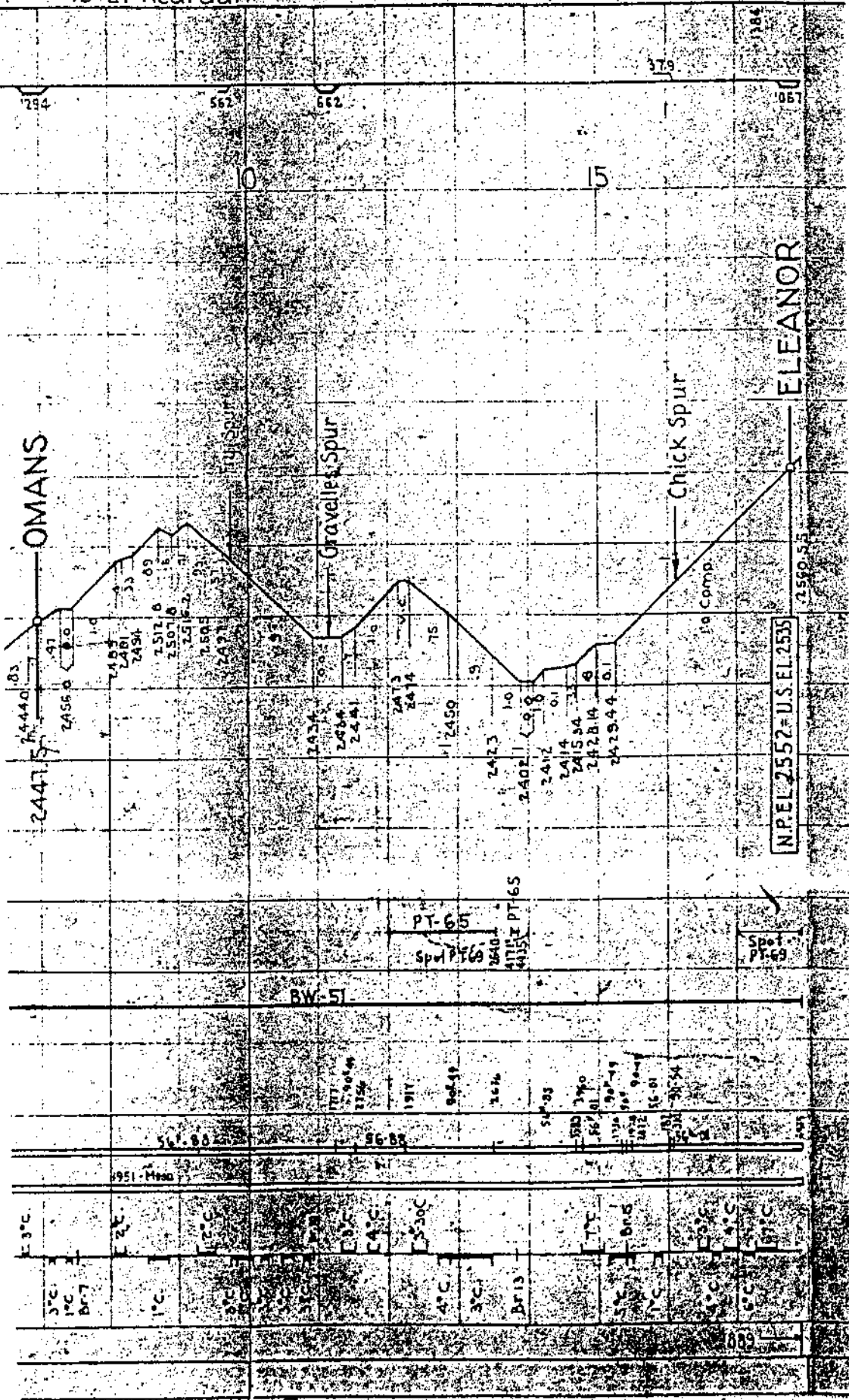


15-22 Almira



1969 18.10k.Mi

15-21 Rearran



NPEL 2552 = U.S. EL. 2535

SP. PT. 65

BW-51

PT-65

SP. PT. 65

PT-65



089

Schedule of Tie Renewal Gang

