



CONDENSED PROFILE AND TRACK CHART

FARGO DIV. BRANCH LINES

CASSELTON BR. (4)

COOPERSTOWN BR. (5)

HOR. SCALE: 1 Inch = 2 Miles

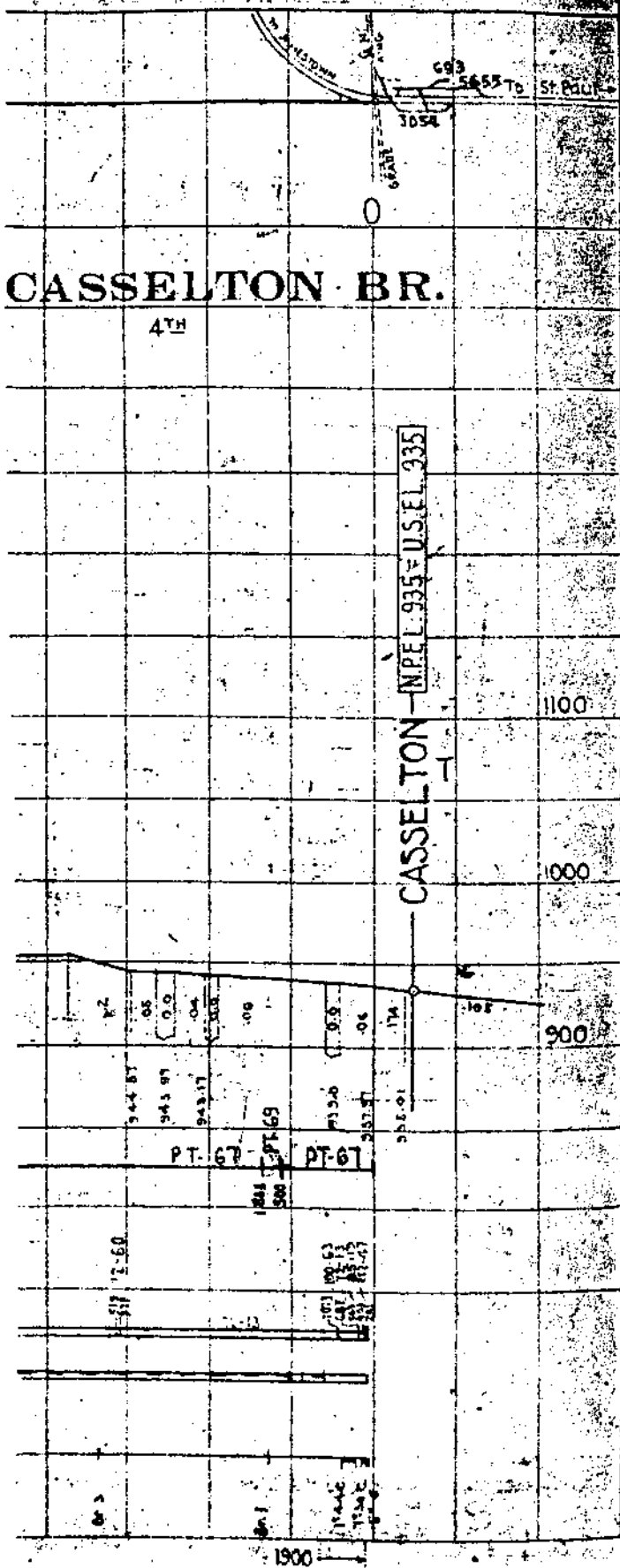
VERT. " " = 100 Feet

Office of Chief Engineer
St. Paul, Minn. July 1922

Revised Jan. 1, 1970.

5-Casselton

Track Sections



Track Diagram

Mile Post

CASSELTON BR.

4TH

CASSELTON - MP EL. 935 - US. EL. 935

1100

1000

900

PT. 67

PT. 67

1881
1882
1883
1884
1885
1886
1887
1888
1889
1890

1900

LEGEND

- Passing Tracks
- Yards
- Scales
- Turntable or Wye

- RAIL
- BALLAST
- GRAVEL
- OTHER

Rail
Ballast

Curvature of Bridges

Year Constructed

ALICE

EMBDEN

MYRA

1126.7

1050.1

950.1

1124.5

1125.0

1125.5

1126.0

1126.5

1127.0

1127.5

1128.0

1128.5

1129.0

1129.5

1130.0

1130.5

1131.0

1131.5

1132.0

1132.5

1133.0

1133.5

1134.0

1134.5

1135.0

1135.5

1136.0

1136.5

1137.0

1088.8

1088.0

1087.4

1087.98

1088.3

1088.5

1088.7

1088.9

1089.1

1089.3

1089.5

1089.7

1089.9

1090.1

1090.3

1090.5

1090.7

1090.9

1091.1

1091.3

1091.5

1091.7

1091.9

1092.1

1092.3

3840

PT-69

3000

1920

PT-67

PT-69

2400

2100

2200

2300

2400

2500

2600

2700

2800

2900

3000

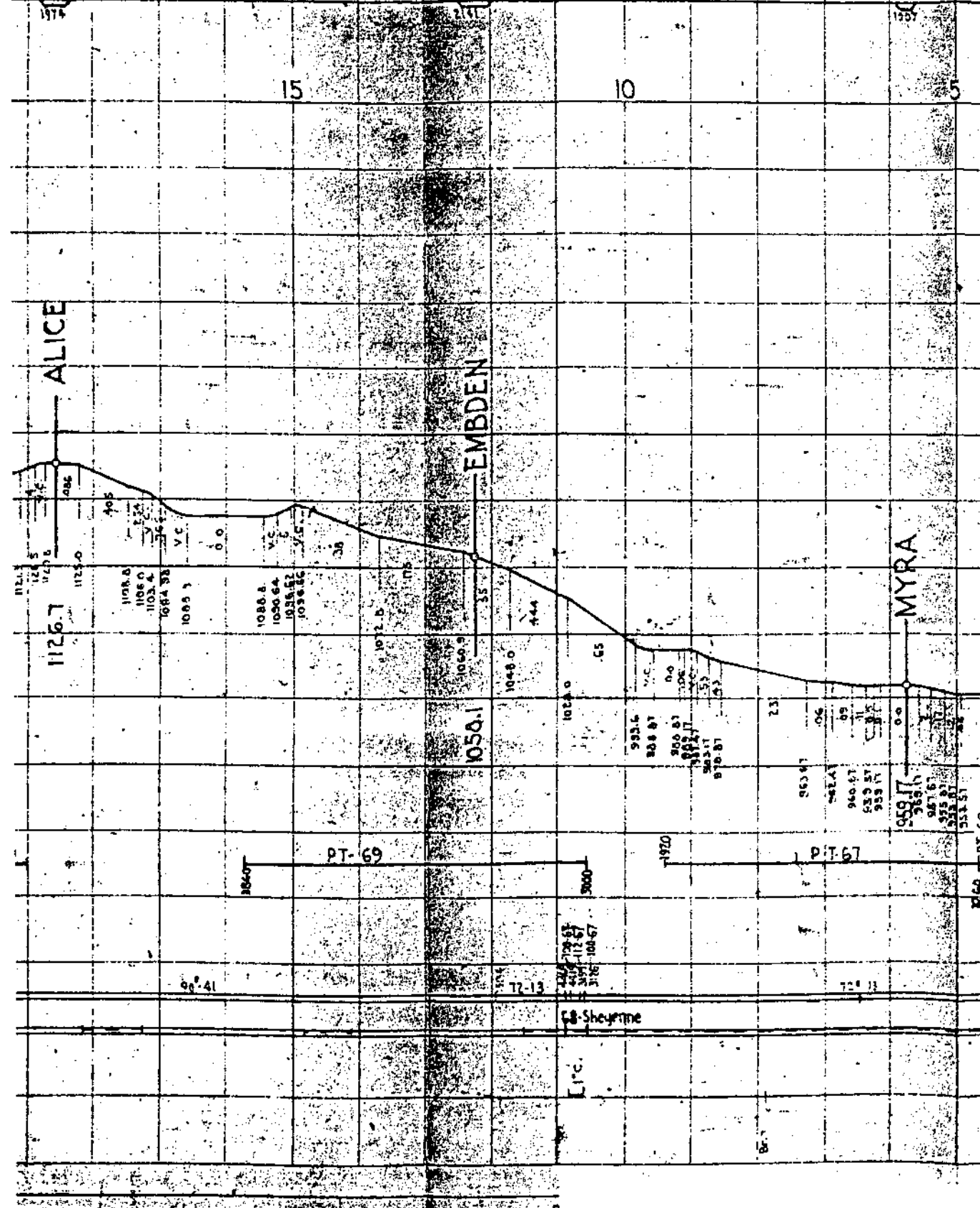
3100

3200

3300

CB Sheyenne

11c.



2018

30

2030
1180

BARNES
CASS
25

20

NOME

1329.11

LUCCA

1200

1200

1100

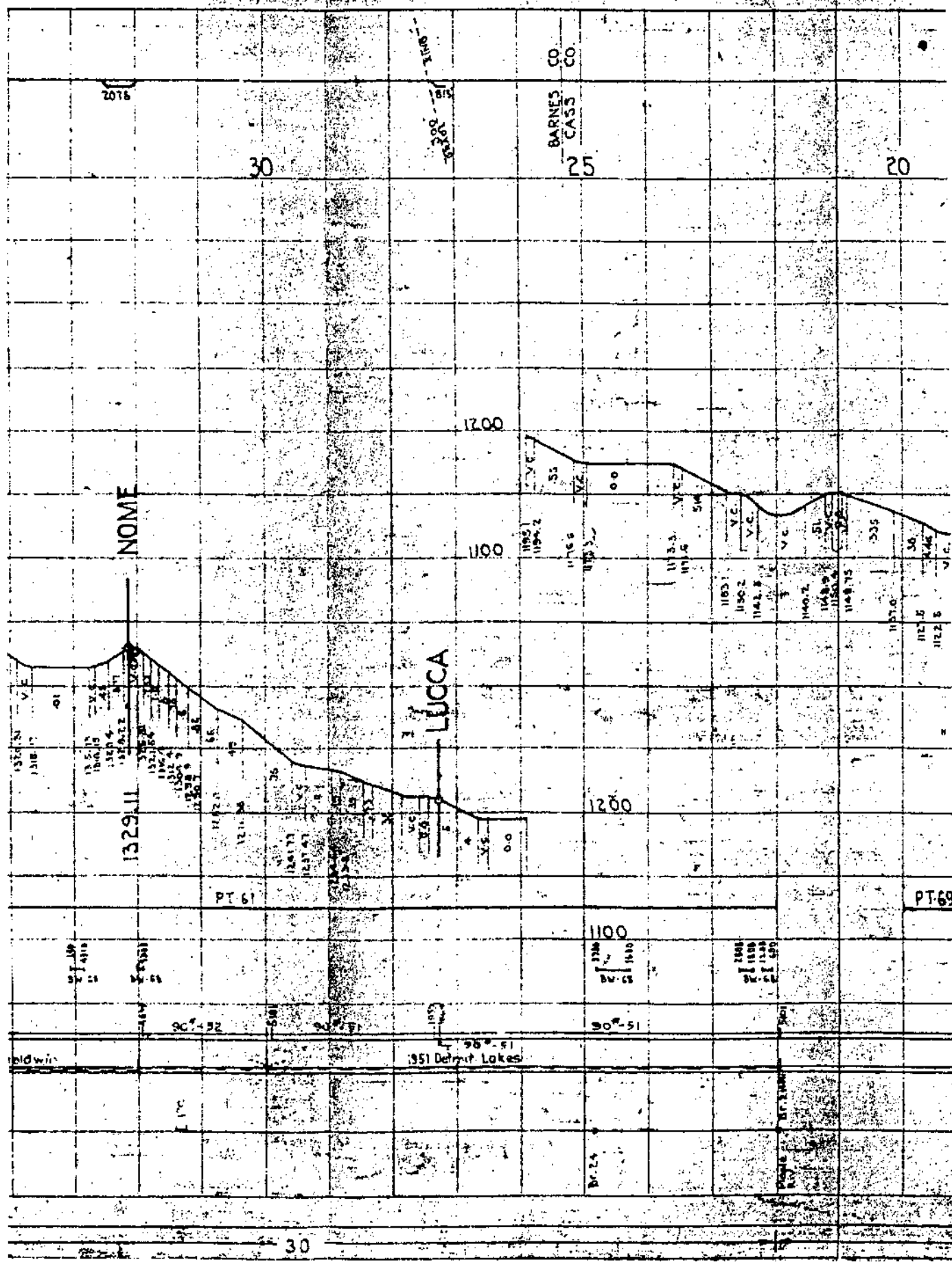
1100

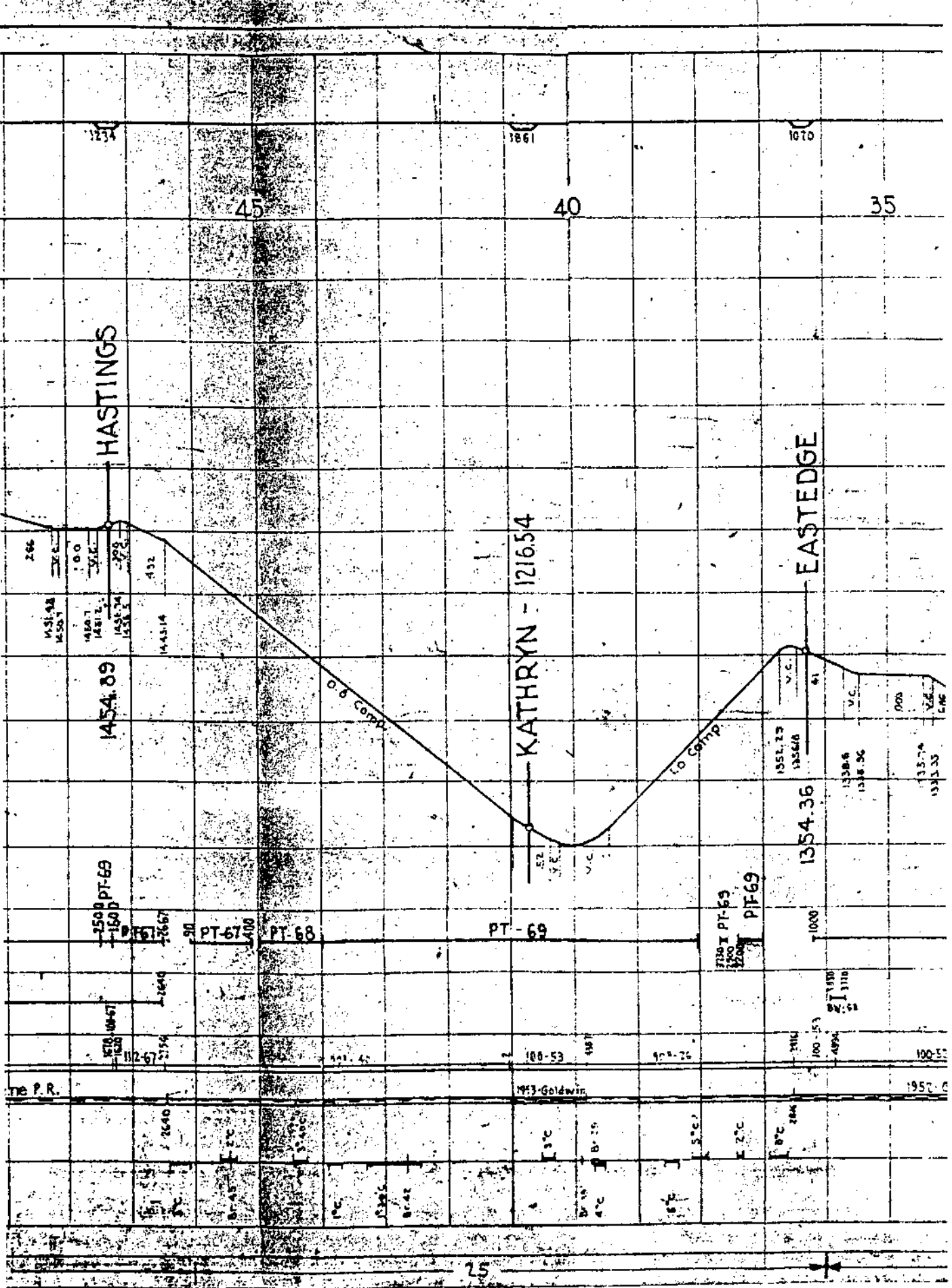
PT 61

PT 69

Edwin

1951 Detroit Lakes





HASTINGS

KATHRYN - 121654

EASTEDGE

1454.89

1354.36

PT-69

PT-67

PT-68

PT-69

PT-69

1000

The P.R.

1913 Goldwin

1950 G

25



1183
115 1281

LA MOURE CO
BARNES CO

60

55

50

MARION T

LITCHVILLE

1400

1300

1200

1100

NP EL. 1459 = U.S. EL. 1460

1465.69

1055
2088

115-68
116-68
117-68
118-68
119-68
120-68
121-68
122-68
123-68
124-68
125-68
126-68
127-68
128-68
129-68
130-68
131-68
132-68
133-68
134-68
135-68
136-68
137-68
138-68
139-68
140-68
141-68
142-68
143-68
144-68
145-68
146-68
147-68
148-68
149-68
150-68
151-68
152-68
153-68
154-68
155-68
156-68
157-68
158-68
159-68
160-68
161-68
162-68
163-68
164-68
165-68
166-68
167-68
168-68
169-68
170-68
171-68
172-68
173-68
174-68
175-68
176-68
177-68
178-68
179-68
180-68
181-68
182-68
183-68
184-68
185-68
186-68
187-68
188-68
189-68
190-68

131-68

BW-68

131-68

112-67

112-67

1968 - Sheyenne P.R.

1967 - Sheyenne

COOPERSTOWN BR.

5th

ROGERS

SANBORN

Comb. with M.L.

1500

1400

1300

PT-58

PT-69

N.P.E.L. 1422-USE 1426

N.P.E.L. 1440-USE 1443

2800

112° 2' 100"

112° 2' 115"

Det. Lakes P.G. & S.

600 C.Y. per M.Y.R.

4°C.
F. 40°C.

1883

1/4 mile

4° 05'

4°C.

3° 57'

4° 08'

10

5

DEPT

4 JAMES

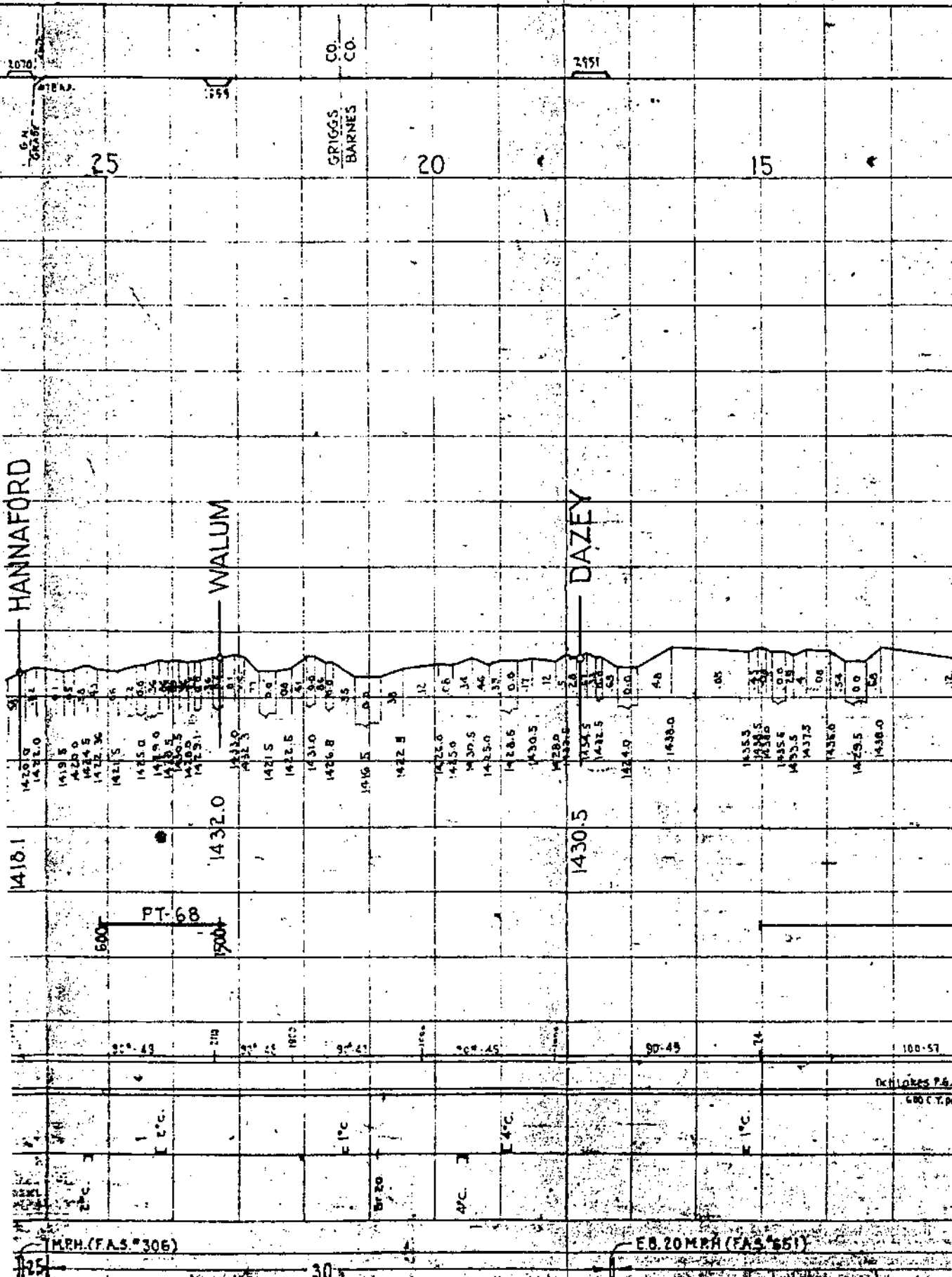
FARRO

30


HANNAFORD

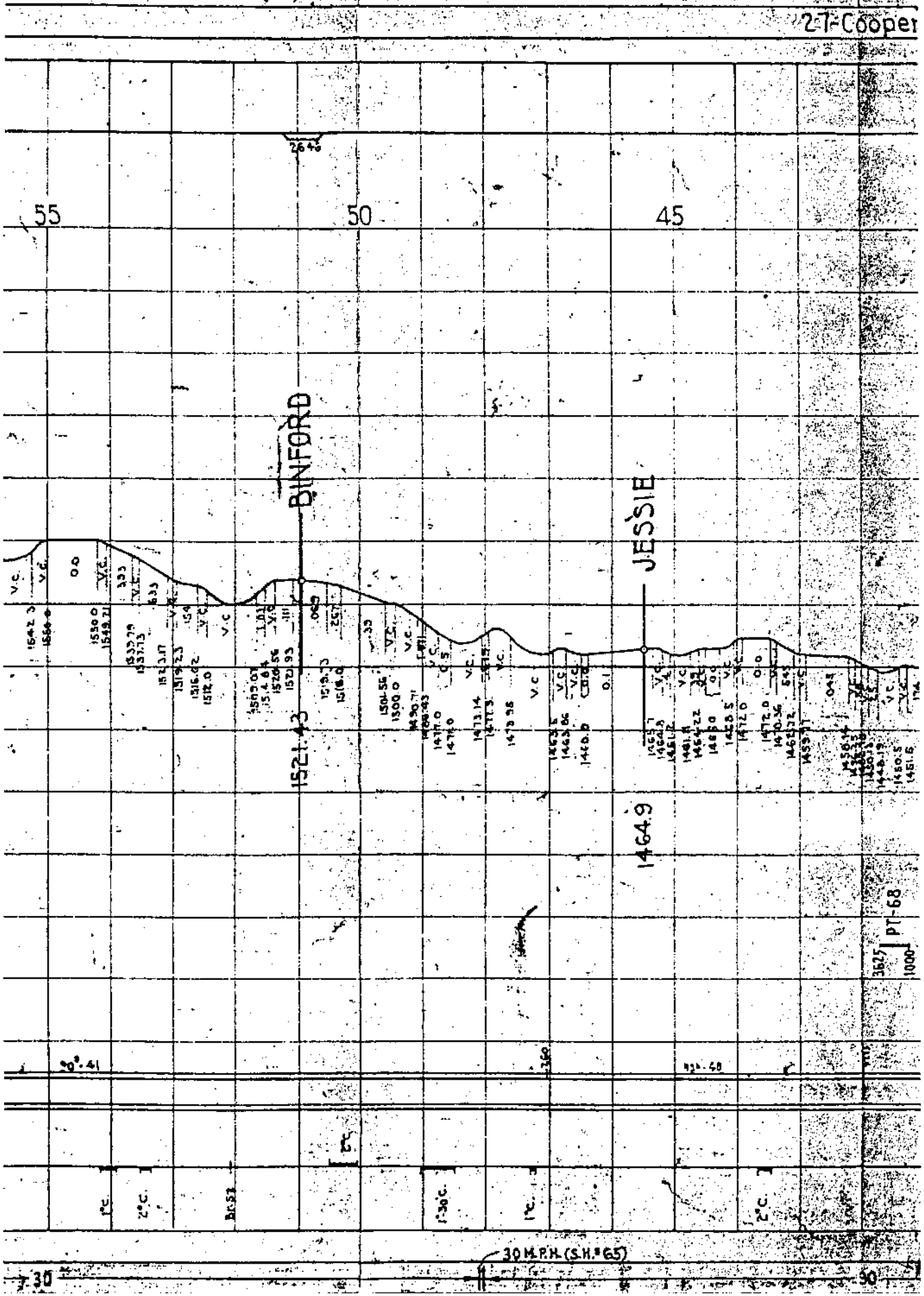
WALUM

DAZEY



MRH (FAS #306) EB. 20MPH (FAS #651)





55

50

45

BINFORD

JESSIE

1521.43

14649

PT-68

30 MPH (S.H.#65)

3875

1000

7-30

50

